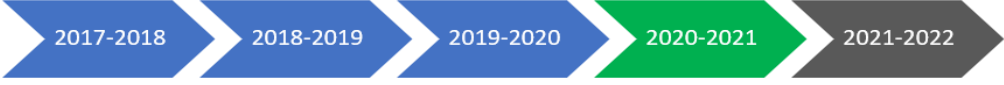




Bright Futures After School

New American Pathways, Inspiritus



2020-2021 Program Impact Report

Student Achievements



Average student reading level increase was 2.3 levels.

“A 2nd grade student, a new arrival in 2019, was extremely shy and quiet. In addition to advancing 5 reading levels, they are now always eager to share drawings or contribute an answer. Because of their participation, work ethic, and budding leadership, they earned Student of the Year for Class 2”



“This year, four 7th grade students were accepted to the highly competitive GA C5 Leadership Program; three students are currently on the wait list.”

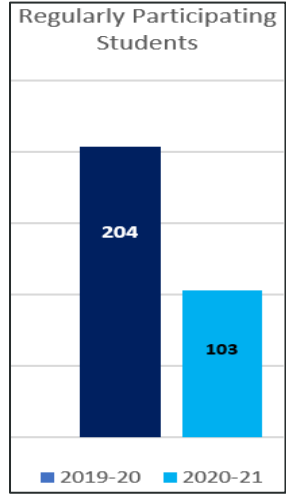
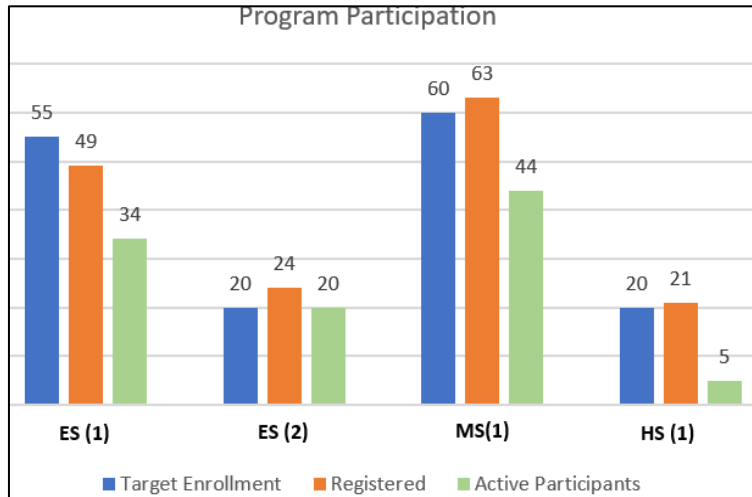


“We had 7 students graduate this year, most of whom are graduating with honors. One of student received 2 full-ride scholarships to out of state schools.”



Percent increase on students' attitude towards school

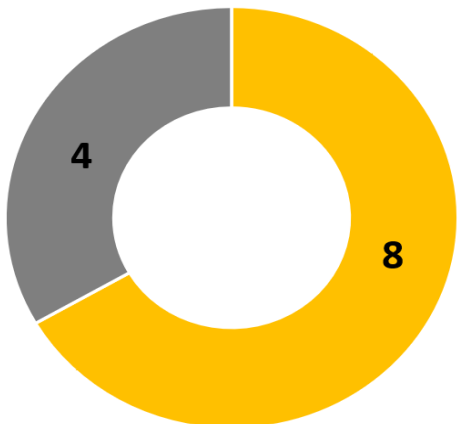
New American Pathways is proud to share the afterschool programming impact report from the 2020-2021 school year. We give many thanks to participating students, parents, schools, and community partners for making this year a success given all of the barriers. Our program is embarking on the fifth year of the 21st CCLC grant cycle with plans to reapply to further support refugee families and the DeKalb County community.



FY21 After School program student enrollments & participating student attendance

- Activities Provided
- Homework help
- Reading groups
- Student mentoring sessions
- Student Clubs
- Character Education
- CORE
- STEAM

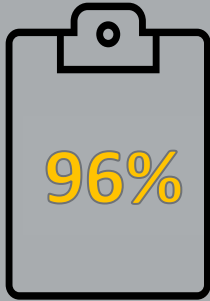
Daily and weekly activities were provided all virtually for 2020-21 school year and much of summer. Activities were provided primarily in small groups or one-on-one.



Out of the total 12 program objectives this year, 4 were unmet and 8 were met; 2 unmet objectives included standardized test results that were unavailable as of the completion of this report (June 2021).


Parent Successes

“One parent and his family shared their story of resettling in GA including their educational journey, accomplishments, and future goals; full story here: [Akilimali's Parenting Story](#)



Parents showed increase in educational competencies.

Community Support



We work with 15 diverse groups to make our program engaging, best practice, and safe for all families.

We thank all partners for your time, expertise, donations, and spirit; because of you Bright Futures' students have experienced:

- Mentorships
 - Diverse student clubs
 - STEAM activities
 - Social-emotional support and SO much more.
- On to next year!

Day school teacher feedback was gathered at each school site where afterschool is hosted. Questions pertain to after school student observations during school hours.

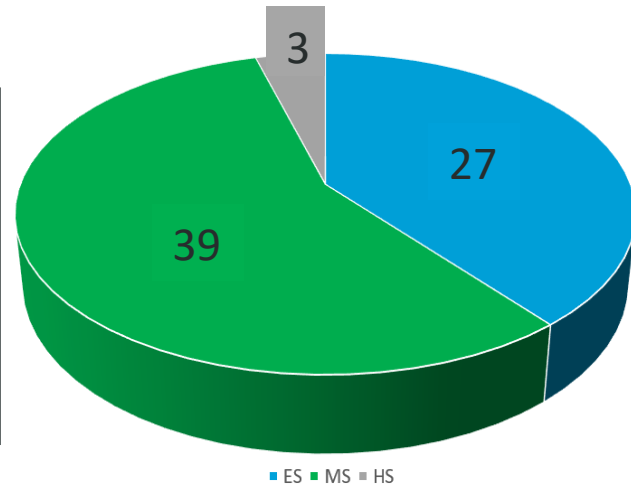
Summary of Teachers Survey Responses for All Sites

Item	Improvement	No Change	Decline
Turning in their homework on time	92.55%	4.26%	3.19%
Completing homework to your satisfaction	95.74%	2.13%	2.13%
Participate in class	78.72%	17.02%	0.00%
Volunteering	50.00%	51.06%	0.00%
Attend class regularly	63.83%	19.15%	5.32%
Is attentive in class	72.34%	20.21%	2.13%
Behaving in class	40.43%	14.89%	1.06%
Academic performance	96.81%	4.26%	4.26%
Come to school motivated to learn	62.77%	29.79%	1.06%
Get along with other students	35.11%	15.96%	0.00%

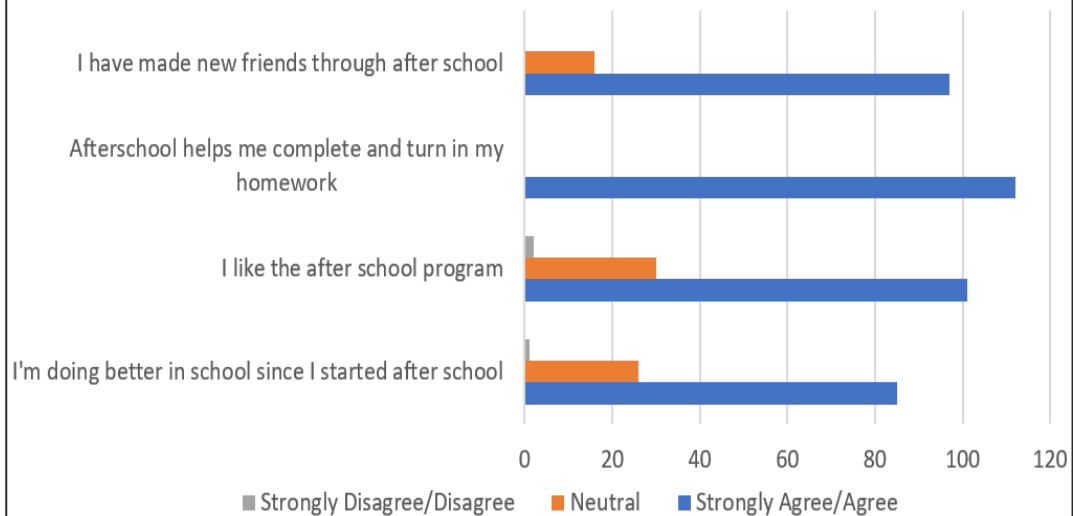
Parent Survey

78 parents with children attending New AP after school provided feedback.

69 parents responded that they were “Very Satisfied” with the afterschool program.



Student Survey Responses



~112 students enrolled in New AP after school programming were surveyed their opinions on the program and its impact.